



KELVIN (CCT):

- 3500K 835
- 4100K 841

PART NUMBER:	DATE:
PROJECT #:	TYPE:
PREPARED BY:	

PART NUMBER:

FCF55PLL8**/4P

55W 4 PIN PLL Triple Tube CFL Lamp

Fusion CFL lamps are available in PL, TT, DTT, TTT as well as T2 spiral, R, BR, G25 and PAR configurations. These lamps provide the efficiency of fluorescent technology in many different applications including recessed, surface mounted and specialty fixtures. The long life of these lamps far outlast all incandescent equivalents, saving you money on replacement labor and maintenance costs. Save up to 75% in energy costs compared to the equivalent lumen output incandescent lamps.

FEATURES & BENEFITS:

- Long Life - Save on re-lamping and replacement costs
- High CRI - Excellent colour rendering for improved visual impact
- Wide Range of Colour Temperatures - Light your space to suit your ambience
- Instant Start - No warm-up time, and flicker-free operation

AVAILABLE TYPES:

- 36 Watt: FCF36PLL8**/4P 841
- 40 Watt: FCF40PLL8**/4P 830/835/841
- 55 Watt: FCF55PLL8**/4P 830/835/841

APPLICATIONS:

- Commercial: Offices & Hospitals - Ambient Lighting, Task Lighting, etc.
- Retail: Malls, Shopping Centers, Stores, etc.
- Hospitality: Restaurants, Hotels, etc.
- Recreational: Sports Facilities, Gymnasiums, etc.
- Industrial: Warehousing, Manufacturing Facilities, etc.

APPROVALS

RoHS
COMPLIANT

ANSI CODE | **S78**

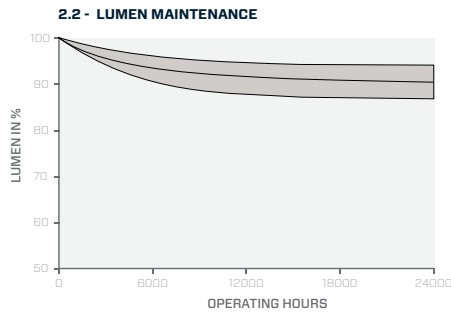
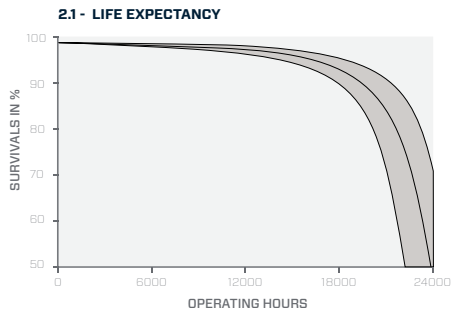
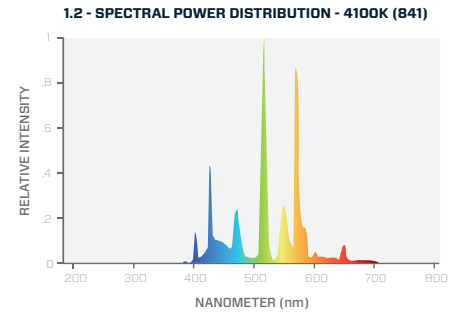
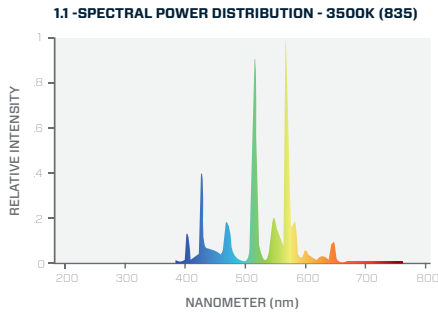
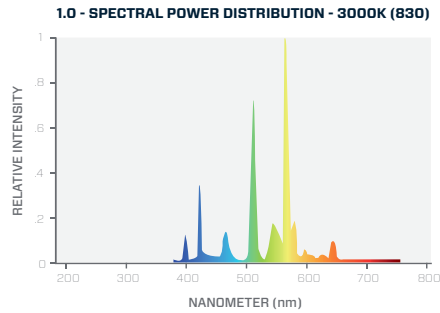
ORDERING INFORMATION:

PART NUMBER	IMS CODE	DESCRIPTION	CASE QTY	CASE DIMENSIONS	CASE WEIGHT
FCF55PLL835/4P	0279-7494	50W 4P PLL Triple Twin Tube CFL Lamp	50	570 x 250 x 280 mm - 22.4 x 9.84 x 11.02 in	11.85kg - 26.0lbs
FCF55PLL841/4P	0275-7372	50W 4P PLL Triple Twin Tube CFL Lamp	50	570 x 250 x 280 mm - 22.4 x 9.84 x 11.02 in	11.85kg - 26.0lbs

OPERATING SPECIFICATIONS:

PART NUMBER	LAMP WATTS	NOMINAL VOLTAGE	INITIAL LUMENS	MEAN LUMENS	EFFICACY	RATED LIFE (HOURS)	CCT	CRI	WARRANTY
FCF55PLL835/4P	55W	101 ± -10V	4700 lm	4320 lm	85 lm/W	12,000 hrs	3500K	82+ Ra	1 Year
FCF55PLL841/4P	55W	101 ± -10V	4700 lm	4320lm	85 lm/W	12,000 hrs	4100K	82+ Ra	1 Year

OPERATING SPECIFICATIONS:



ELECTRICAL SPECIFICATIONS:

PART NUMBER	STARTING TYPE	NOMINAL LAMP OPERATING VOLTAGE	NOMINAL LAMP OPERATING CURRENT	OPERATING FREQUENCY	HOT CATHODE RESISTANCE	BALLAST TYPE
FCF55PLL8**/4P	Instant	101 ± 10V	0.55 A	60Hz	8 ± 2 Ω	Rapid Start

* NOTE: Physical specifications are the same for all colour temperatures

PHYSICAL SPECIFICATIONS:

PART NUMBER	LAMP STYLE	BASE	SOCKET	PHOSPHOR
FCF55PLL8**/4P	PL	Ceramic	2G11	Tri-Phosphor

A	B	C	D	DIA (Ø)
38.0 mm - 1.5"	12.0 mm - 0.47"	531.0 mm - 21.0"	537.0 mm - 21.1"	17.0 mm - 0.67"

* NOTE: Physical specifications are the same for all colour temperatures

