



KELVIN (CCT):

- 3000K** 830
- 3500K** 835
- 4100K** 841
- 5000K** 850

PART NUMBER:	DATE:
PROJECT #:	TYPE:
PREPARED BY:	

PART NUMBER:

FF25T8/8**

25W T8 LINEAR FLUORESCENT LAMPS

Fusion T8 fluorescent lamps provide the efficiency of fluorescent technology in recessed, surface mounted and specialty fixtures. The 24,000 + hour lifetime of these lamps far outlast all standard equivalents, saving you money on replacement labour and maintenance costs. These lamps save up to 75% in energy costs of the equivalent wattage standard lamps, for significant cost savings, and lower maintenance lighting solutions.

FEATURES & BENEFITS:

- Long Life - 24,000 hours
- Save on re-lamping and replacement costs
- High CRI - Excellent colour rendering for improved visual impact
- Wide Range of Colour Temperatures - Light your space to suit your ambience
- Instant Start - No warm-up time, and flicker-free operation
- TCLP Compliant
- High Lumen Output
- Fully Dimmable
- 2 Year Warranty
- Benefits a cleaner environment

AVAILABLE TYPES:

- 17 Watt: FF17T8 830/835/841
- 25 Watt: FF25T8 830/835/841/850
- 32 Watt: FF32T8 830/835/841/850/865

APPLICATIONS:

- Commercial: Offices & Hospitals - Ambient Lighting, Task Lighting, etc.
- Retail: Malls, Shopping Centers, Stores etc.
- Hospitality: Restaurants, Hotels, etc.
- Recreational: Sports Facilities, Gymnasiums, etc. - Ambient Lighting
- Industrial: Warehousing, Manufacturing Facilities, etc.

APPROVALS



ANSI CODE

C78.81-2001

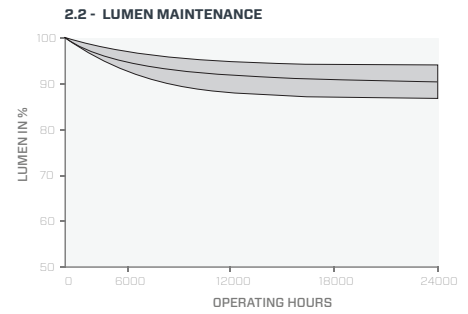
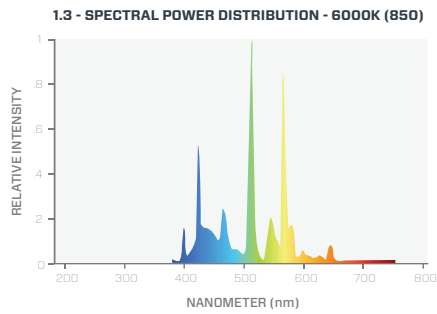
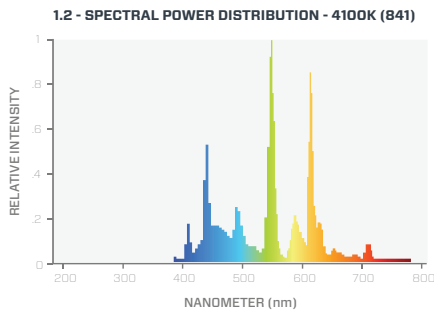
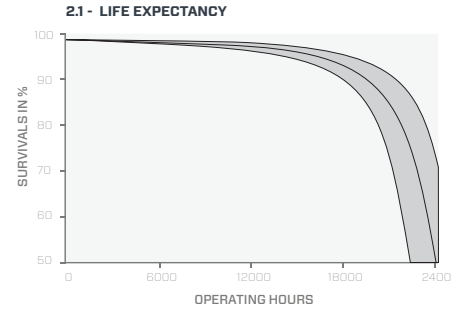
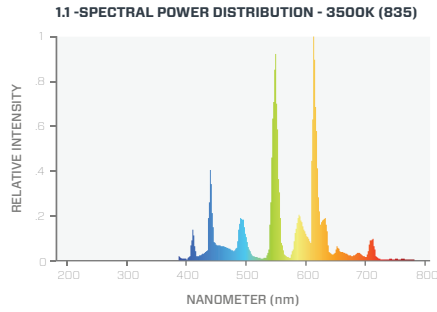
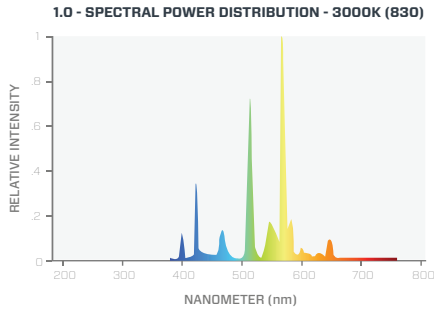
ORDERING INFORMATION:

IMS NUMBER	PART NUMBER	DESCRIPTION	UNIT QTY	CASE QTY	CASE DIMENSIONS	CASE WEIGHT
0246-8085	FF25T8/830	25W T8 Fluorescent Tube	1	25	930 x 155 x 150 mm - 24.8 x 4 x 5.9 in	3.9kg - 5.5lbs
0246-8088	FF25T8/835	25W T8 Fluorescent Tube	1	25	930 x 155 x 150 mm - 24.8 x 4 x 5.9 in	3.9kg - 5.5lbs
0246-8091	FF25T8/841	25W T8 Fluorescent Tube	1	25	930 x 155 x 150 mm - 24.8 x 4 x 5.9 in	3.9kg - 5.5lbs
0246-2750	FF25T8/850	25W T8 Fluorescent Tube	1	25	930 x 155 x 150 mm - 24.8 x 4 x 5.9 in	3.9kg - 5.5lbs

OPERATING SPECIFICATIONS:

IMS NUMBER	PART NUMBER	LAMP WATTS	NOMINAL VOLTAGE	INITIAL LUMENS	MEAN LUMENS	EFFICACY	RATED LIFE (HOURS)	CCT	CRI	WARRANTY
0246-8085	FF25T8/830	25W	137 ± -14V	2250 lm	2115 lm	90 lm/W	24,000 hrs	3000K	82+ Ra	2 Years
0246-8088	FF25T8/835	25W	137 ± -14V	2250 lm	2115 lm	90 lm/W	24,000 hrs	3500K	82+ Ra	2 Years
0246-8091	FF25T8/841	25W	137 ± -14V	2250 lm	2115 lm	90 lm/W	24,000 hrs	4100K	82+ Ra	2 Years
0246-2750	FF25T8/850	25W	137 ± -14V	2150 lm	2021 lm	86 lm/W	24,000 hrs	5000K	82+ Ra	2 Years

OPERATING SPECIFICATIONS:



ELECTRICAL SPECIFICATIONS:

PART NUMBER	STARTING TYPE	NOMINAL LAMP OPERATING VOLTAGE	NOMINAL LAMP OPERATING CURRENT	OPERATING FREQUENCY	HOT CATHODE RESISTANCE	BALLAST TYPE
FF25T8/**	Instant	100 ± 10V	0.27A	60Hz	11 ± 3 Ω	Rapid or Instant

* NOTE: Physical specifications are the same for all colour temperatures

PHYSICAL SPECIFICATIONS:

PART NUMBER	LAMP STYLE	BULB FINISH	BASE	DIAMETER	NOMINAL LENGTH	A	B	C	D	PHOSPHOR
FF25T8/**	T8	Coated	G13 (Medium Bi-Pin)	1"	36"	894.6 mm - 32.22"	901.7 mm - 35.50"	908.8 mm - 35.87 8"	26.0 mm - 1.02"	Tri-Phosphor

* NOTE: Physical specifications are the same for all colour temperatures

