

CONTRACTOR:	
PROJECT:	DATE:
PREPARED BY:	SERIES: WI TGB50/7X

WI TGB50/7X

SPECIFICATION & FEATURES

DESCRIPTION

2 Gang 2 3/16" Deep Box

CONSTRUCTION

Description: 2 Gang Weatherproof Box 2-3/16" Deep 3 X 1" Hole- Gray

Features: Die Cast Copper-Free Aluminum; Premium Powder Coat Finish; 2 closure plugs included; Ground screw installed; Lugs included

Series: WITGB



RATINGS

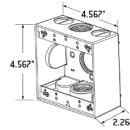
Country of Origin: CN

Standard: UL Listed

Listing: UL

Rating: WET

LINE DRAWING













ORDERING INFORMATION

IMAGE	PART #	STOCK CODE	DESCRIPTION	DEPTH	MATERIAL	MOUNTING TYPE
<small>IMAGE COMING SOON</small>	WI TGB75/9	0278-8428	WI 2G 2-3/16" DEEP BOX 3X1" H	2-3/16 Inches	Aluminum	FIXED
	STANDARD	WEIGHT	A (IN)	B (IN)	C (IN)	NPT
	UL	0.815 Pounds	4.567"	4.567"	2.264"	3/4-14NPT
	WI TGB75/7X	0278-8428	WI 2G 2-3/16" DEEP BOX 3X1" H	2-3/16 Inches	Aluminum	FIXED
	STANDARD	WEIGHT	A (IN)	B (IN)	C (IN)	NPT
	UL	0.788 Pounds	4.567"	4.567"	2.264"	3/4-14NPT
	WI TGB50/9	0278-8428	WI 2G 2-3/16" DEEP BOX 3X1" H	2-3/16 Inches	Aluminum	FIXED
	STANDARD	WEIGHT	A (IN)	B (IN)	C (IN)	NPT
	UL	0.782 Pounds	4.567"	4.567"	2.264"	1/2-14NPT
	WI TGB50/7X	0278-8428	WI 2G 2-3/16" DEEP BOX 3X1" H	2-3/16 Inches	Aluminum	FIXED
	STANDARD	WEIGHT	A (IN)	B (IN)	C (IN)	NPT
	UL	0.788 Pounds	4.567"	4.567"	2.264"	1/2-14NPT
	WI TGB100/4	0278-8428	WI 2G 2-3/16" DEEP BOX 3X1" H	2.1875 Inches	Aluminum	FIXED
	MOUNTING TYPE	STANDARD	WEIGHT	WIDTH	A (IN)	B (IN)
	FIXED	UL	0.845 Pounds	2.75 Inches	4.567"	4.567"

CONTRACTOR:	
PROJECT:	DATE:
PREPARED BY:	SERIES: WITGB

WI TGB50/7X

ORDERING INFORMATION CONTINUED

	PART # WI TGB100/5X	STOCK CODE 0278-8434	DESCRIPTION WI 2G 2-3/16" DEEP BOX 5X1" H	DEPTH 2.1875 Inches	HEIGHT 4.5 Inches	MATERIAL Aluminum
	MOUNTING TYPE FIXED	STANDARD UL	WEIGHT 0.875 Pounds	WIDTH 2.75 Inches	A (IN) 4.567"	B (IN) 4.567"
	PART # WI TGB75/7	STOCK CODE 0278-8470	DESCRIPTION WI 2G 2-3/16" DEEP BOX 7X3/4" H	CABLE ENTRY Knock Outs	DEPTH 2 Inches	HEIGHT 4.56 Inches
	MATERIAL Die-Cast Aluminum	MOUNTING TYPE FIXED	STANDARD UL Listed	WEIGHT 0.821 Pounds	WIDTH 4.56 Inches	A (IN) 4.567"
	PART # WI TGB75/5X	STOCK CODE 0278-8467	DESCRIPTION WI 2G 2-3/16" Deep Box 5X3/4" H	DEPTH 2.264 Inches	HEIGHT 4.567 Inches	MATERIAL Aluminum
	MOUNTING TYPE FIXED	STANDARD UL	WEIGHT 0.817 Pounds	WIDTH 4.567 Inches	A (IN) 4.567"	B (IN) 4.567"
	PART # WI TGB75/5	STOCK CODE 0278-8464	DESCRIPTION WI 2G 2-3/16" DEEP BOX 5X3/4" H	CABLE ENTRY Knock Outs	DEPTH 2 Inches	HEIGHT 4.56 Inches
	MATERIAL Die-Cast Aluminum	MOUNTING TYPE FIXED	STANDARD UL Listed	WEIGHT 0.795 Pounds	WIDTH 4.56 Inches	A (IN) 4.567"
	PART # WI TGB75/4	STOCK CODE 0278-8461	DESCRIPTION WI 2G 2-3/16" DEEP BOX 4X3/4" H	CABLE ENTRY Knock Outs	DEPTH 2 Inches	HEIGHT 4.56 Inches
	MATERIAL Die-Cast Aluminum	MOUNTING TYPE FIXED	STANDARD UL Listed	WEIGHT 0.739 Pounds	WIDTH 4.56 Inches	A (IN) 4.567"
	PART # WI TGB75/3	STOCK CODE 0278-8458	DESCRIPTION WI 2G 2-3/16" DEEP BOX 3X3/4" H	CABLE ENTRY Knock Outs	DEPTH 2 Inches	HEIGHT 4.56 Inches
	MATERIAL Die-Cast Aluminum	MOUNTING TYPE FIXED	STANDARD UL Listed	WEIGHT 0.72 Pounds	WIDTH 4.56 Inches	A (IN) 4.567"
	PART # WI TGB50/7	STOCK CODE 0278-8449	DESCRIPTION WI 2G 2-3/16" DEEP BOX 7X1/2" H	CABLE ENTRY Knock Outs	DEPTH 2 Inches	HEIGHT 4.56 Inches
	MATERIAL Die-Cast Aluminum	MOUNTING TYPE FIXED	STANDARD UL Listed	WEIGHT 0.797 Pounds	WIDTH 4.56 Inches	A (IN) 4.567"
	PART # WI TGB50/5X	STOCK CODE 0278-8446	DESCRIPTION WI 2G 2-3/16" Deep Box 5X1/2" H	DEPTH 2.264 Inches	HEIGHT 4.567 Inches	MATERIAL Aluminum
	MOUNTING TYPE FIXED	STANDARD UL	WEIGHT 0.795 Pounds	WIDTH 4.567 Inches	A (IN) 4.567"	B (IN) 4.567"
	PART # WI TGB50/5	STOCK CODE 0278-8443	DESCRIPTION WI 2G 2-3/16" DEEP BOX 5X1/2" H	CABLE ENTRY Knock Outs	DEPTH 2 Inches	HEIGHT 4.56 Inches
	MATERIAL Die-Cast Aluminum	MOUNTING TYPE FIXED	STANDARD UL Listed	WEIGHT 0.755 Pounds	WIDTH 4.56 Inches	A (IN) 4.567"
	PART # WI TGB50/4	STOCK CODE 0278-8440	DESCRIPTION WI 2G 2-3/16" DEEP BOX 4X1/2" H	CABLE ENTRY Knock Outs	DEPTH 2 Inches	HEIGHT 4.56 Inches
	MATERIAL Die-Cast Aluminum	MOUNTING TYPE FIXED	STANDARD UL Listed	WEIGHT 0.739 Pounds	WIDTH 4.56 Inches	A (IN) 4.567"

CONTRACTOR:

PROJECT:

DATE:

PREPARED BY:

SERIES: WITGB

WI TGB50/7X

ORDERING INFORMATION CONTINUED



PART #
WI TGB50/3

STOCK CODE
0278-8437

DESCRIPTION
WI 2G 2-3/16" DEEP BOX
3X1/2" H

CABLE ENTRY
Knock Outs

DEPTH
2 Inches

HEIGHT
4.56 Inches

MATERIAL
Die-Cast Aluminum

MOUNTING TYPE
FIXED

STANDARD
UL Listed

WEIGHT
0.715 Pounds

WIDTH
4.56 Inches

A (IN)
4.567"



PART #
WI TGB100/3

STOCK CODE
0278-8428

DESCRIPTION
WI 2G 2-3/16" DEEP BOX
3X1" H

CABLE ENTRY
Knock Outs

DEPTH
2 Inches

HEIGHT
4.56 Inches

MATERIAL
Die-Cast Aluminum

MOUNTING TYPE
FIXED

STANDARD
UL Listed

WEIGHT
0.944 Pounds

WIDTH
4.56 Inches

A (IN)
4.567"