




CONTRACTOR:	
PROJECT:	DATE:
PREPARED BY:	SERIES: EL22

EL22.546

ORDERING INFORMATION CONTINUED

	PART # EL22.5425	STOCK CODE 0288-8568	DESCRIPTION 2-1/2" 22-1/2° PLAIN END ELB SCH40	MATERIAL PVC	STANDARD U.L.	WEIGHT 1.5 Pounds
	D (IN) 2.875	END TYPE Plain End	R (IN) 10.5	SCHEDULE 40	T (IN) 3	
	PART # EL22.542	STOCK CODE 0320-9778	DESCRIPTION 2" 22-1/2 SCH40 PE ELBOW	LENGTH 9.5 Inches	MATERIAL PVC	STANDARD U.L.
	WEIGHT 1 Pounds	D (IN) 2.375	END TYPE Plain End	R (IN) 9.5	SCHEDULE 40	T (IN) 2
	PART # EL22.544	STOCK CODE 0320-9940	DESCRIPTION 4" 22-1/2 SCH40 PE ELBOW	LENGTH 16 Inches	MATERIAL PVC	STANDARD U.L.
	WEIGHT 4 Pounds	D (IN) 4.5	END TYPE Plain End	R (IN) 16	SCHEDULE 40	T (IN) 3.375