




CONTRACTOR:	
PROJECT:	DATE:
PREPARED BY:	SERIES: SWEDGE

SW252

ORDERING INFORMATION CONTINUED

	PART # SW325	STOCK CODE 0288-9459	DESCRIPTION 3" X 2-1/2" FABRICATED PVC SWEDGE REDUCE	LENGTH 7.31 Inches	MATERIAL PVC	STANDARD NEMA TC-3
	WEIGHT 0.8 Pounds	WIDTH 3 Inches	UNIT WT (LBS) 0.6	WT PER PKG (LBS) 20.0		
	PART # SW32	STOCK CODE 0288-9456	DESCRIPTION 3" X 2" FABRICATED PVC SWEDGE REDUCER CP	LENGTH 6.0 Inches	MATERIAL PVC	STANDARD NEMA TC-3
	WEIGHT 0.56 Pounds	WIDTH 3 Inches	UNIT WT (LBS) 0.298	WT PER PKG (LBS) 14.0		
	PART # SW252	STOCK CODE 0288-9453	DESCRIPTION 2-1/2" X 2" FABRICATED PVC SWEDGE REDUCE	LENGTH 6.62 Inches	MATERIAL PVC	STANDARD NEMA TC-3
	WEIGHT 0.56 Pounds	WIDTH 2.5 Inches	UNIT WT (LBS) 0.373	WT PER PKG (LBS) 14.0		

APPLICATION AND PERFORMANCE SPECIFICATION INFORMATION IS SUBJECT TO CHANGE WITHOUT NOTIFICATION

11675 SW TOM MACKIE BLVD. | PORT ST. LUCIE, FL 34987 | (772) 878-4944 | WWW.CENTAURINSTALLATION.COM