

CONTRACTOR:	
PROJECT:	DATE:
PREPARED BY:	SERIES: EL9082524

EL9082524

SPECIFICATION & FEATURES

DESCRIPTION

90 Degree Plain End Elbow Schedule 80 24" Radius

LINE DRAWING

CONSTRUCTION

Connections: For best results use CMT-SPEC PVC Clear Regular Bodied Cement along with a clear cleaner or purple primer. SEE MATERIAL SAFETY DATA SHEET (MSDS) FOR COMPLETE PRECAUTIONS FOR SAFE HANDLING AND USE

Description: 1" 90 Degree Plain End Elbow Schedule 80 24" Radius

Series: EL90824





Uses: Elbows can be used above ground or direct burial and are suitable for concrete encasement.

RATINGS

Country of Origin: US

Compliance: UL listed, conforms to UL 651

ORDERING INFORMATION

	PART # EL908424	STOCK CODE 0288-8634	DESCRIPTION 1" 90° PLAIN END ELB SCH80 24" RADIUS	LENGTH 24 Inches	MATERIAL PVC	WEIGHT 12.35 Pounds
	WIDTH 4 Inches	A (IN) 4.5	B (IN) 3.375	C (IN) 16	END TYPE Plain End	SCHEDULE 80
	PART # EL9082524	STOCK CODE 0288-8634	DESCRIPTION 1" 90° PLAIN END ELB SCH80 24" RADIUS	LENGTH 24 Inches	MATERIAL PVC	WEIGHT 5.62 Pounds
	WIDTH 2.5 Inches	A (IN) 2.75	B (IN) 3	C (IN) 10.5	END TYPE Plain End	SCHEDULE 80
	PART # EL908224	STOCK CODE 0288-8634	DESCRIPTION 1" 90° PLAIN END ELB SCH80 24" RADIUS	LENGTH 24 Inches	MATERIAL PVC	WEIGHT 3.65 Pounds
	WIDTH 2 Inches	A (IN) 2.375	B (IN) 2	C (IN) 9.5	END TYPE Plain End	SCHEDULE 80
	PART # EL9083524	STOCK CODE 0288-8634	DESCRIPTION 1" 90° PLAIN END ELB SCH80 24" RADIUS	MATERIAL PVC	A (IN) 4	B (IN) 3.25
	C (IN) 15	END TYPE Plain End	SCHEDULE 80			
	PART # EL9081524	STOCK CODE 0288-8634	DESCRIPTION 1" 90° PLAIN END ELB SCH80 24" RADIUS	LENGTH 24 Inches	MATERIAL PVC	WEIGHT 2.54 Pounds
	WIDTH 1.5 Inches	A (IN) 1.9	B (IN) 2	C (IN) 8.25	END TYPE Plain End	SCHEDULE 80

APPLICATION AND PERFORMANCE SPECIFICATION INFORMATION IS SUBJECT TO CHANGE WITHOUT NOTIFICATION

11675 SW TOM MACKIE BLVD. | PORT ST. LUCIE, FL 34987 | (772) 878-4944 | WWW.CENTAURINSTALLATION.COM

CONTRACTOR:	
PROJECT:	DATE:
PREPARED BY:	SERIES: EL90824

EL9082524

ORDERING INFORMATION CONTINUED

PART #	STOCK CODE	DESCRIPTION	LENGTH	MATERIAL	WEIGHT
EL90812524	0288-8640	1-1/4" 90° PLAIN END ELB SCH80 24" RADIU	24 Inches	PVC	2.1 Pounds
WIDTH	A (IN)	B (IN)	C (IN)	END TYPE	SCHEDULE
1.25 Inches	1.66	2	7.25	Plain End	80
PART #	STOCK CODE	DESCRIPTION	LENGTH	MATERIAL	WEIGHT
EL908124	0288-8634	1" 90° PLAIN END ELB SCH80 24" RADIUS	24 Inches	PVC	1.4 Pounds
WIDTH	A (IN)	B (IN)	C (IN)	END TYPE	SCHEDULE
1 Inches	1.315	1.875	5.75	Plain End	80